

# Summary of Survey Results: 2019

Trades Training Type:

*Progressive apprenticeship, Traditional apprenticeship, Trades foundation, and Trades-related vocational programs*

## Applied filters:

Year: 2019; Institution: College of New Caledonia; Private/Public Flag: Public post-secondary institution;

Cohort	482
Respondents	247
Response Rate	51%

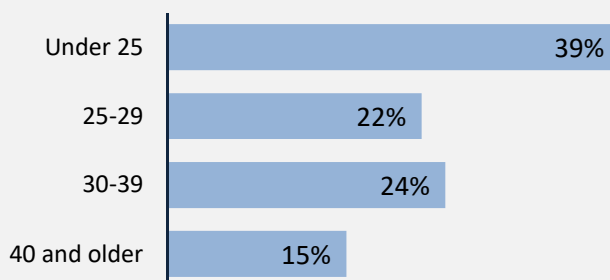
## Description of Survey Respondents

### Demographics

#### Gender



#### Age at the Time of the Survey



#### Aboriginal Identity

18%

Based on domestic students only

#### Median Age

27

### About the Respondents

36%

relocated from their hometown to attend program

9%

took **Adult Basic Education** courses during or prior to their trades training program

1%

took **English as a Second Language** courses during or prior to their trades training program

### Region respondents were living in at the time of the survey



# Summary of Survey Results: 2019

Trades Training Type:

*Progressive apprenticeship, Traditional apprenticeship, Trades foundation, and Trades-related vocational programs*

**Applied filters:**

Year: 2019; Institution: College of New Caledonia; Private/Public Flag: Public post-secondary institution;

<b>Cohort</b>	<b>482</b>
<b>Respondents</b>	<b>247</b>
<b>Response Rate</b>	<b>51%</b>

## Employment Outcomes

*In the labour force*

**97%**

*Employment rate*

**87%**

*Unemployment rate*

**10.9%**

"Employment rate" is the number employed as a percentage of all respondents.

The "Unemployment rate" is the number of unemployed as a percentage of respondents in the labour force.

**Of those employed:**

n = 212

Employed full-time

95%

Employed in training-related job

85%

Employed in permanent position

91%

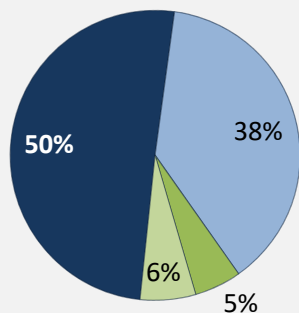
**Hourly Wage**  
*(median, main job)*

**\$32**

**Hours Worked**  
*(median, main job)*

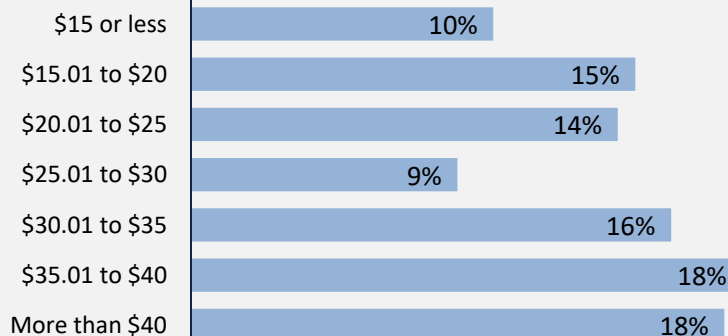
**40**

**Skills and Knowledge Gained**  
*Useful in Performing Job*



- Very useful
- Somewhat useful
- Not very useful
- Not at all useful

**Hourly Wage Group (main job)**



**Top Occupations (4-digit NOC)**

	# employed	% of those employed
7311: Construction millwrights and industrial mechanics	43	20%
7312: Heavy-duty equipment mechanics	23	11%
7321: Automotive service technicians, truck and bus mechanics and mechanical repairers	19	9%
7271: Carpenters	16	8%
7241: Electricians (except industrial and power system)	15	7%
7237: Welders and related machine operators	14	7%
XXXX: Unclassified occupations	7	3%
7231: Machinists and machining and tooling inspectors	6	3%
9241: Power engineers and power systems operators	6	3%
7242: Industrial electricians	5	2%
<b>Total of top occupations</b>	<b>154</b>	<b>73%</b>
<b>Total employed</b>	<b>212</b>	

# Summary of Survey Results: 2019

Trades Training Type:

*Progressive apprenticeship, Traditional apprenticeship, Trades foundation, and Trades-related vocational programs*

**Applied filters:**

Year: 2019; Institution: College of New Caledonia; Private/Public Flag: Public post-secondary institution;

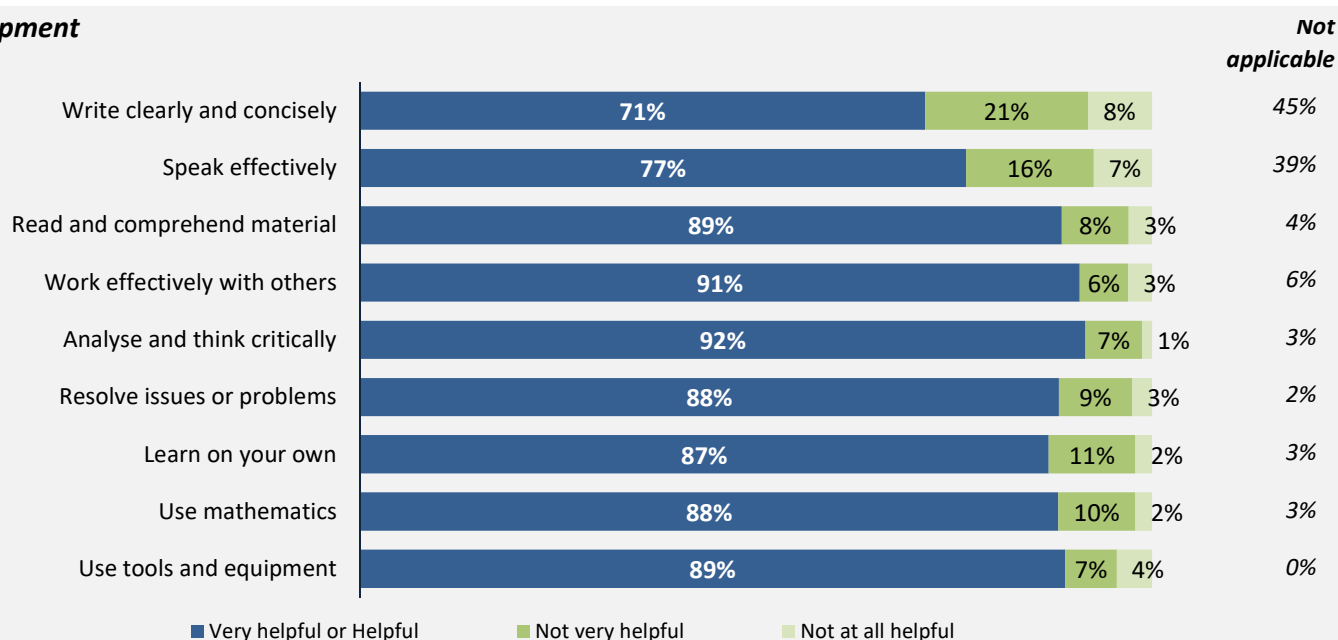
<b>Cohort</b>	<b>482</b>
<b>Respondents</b>	<b>247</b>
<b>Response Rate</b>	<b>51%</b>

## Skill Development and Post-Secondary Experience

# 91%

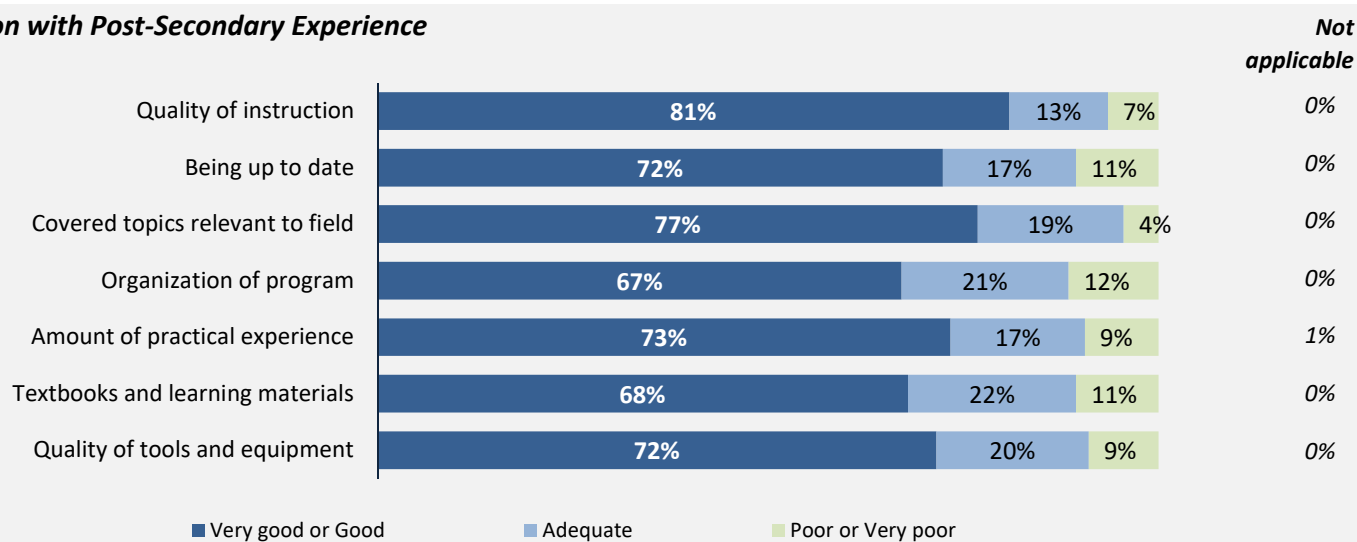
said they were Very satisfied or Satisfied with the education they received.

### Skill Development



Percentages are based on those who gave a valid rating, excluding those who said not applicable.

### Satisfaction with Post-Secondary Experience



Percentages are based on those who gave a valid rating, excluding those who said not applicable.

# Summary of Survey Results: 2019

Trades Training Type:  
*Progressive apprenticeship, Traditional apprenticeship*

## Applied filters:

Year: 2019; Institution: College of New Caledonia; Private/Public Flag: Public post-secondary institution;

Cohort	247
Respondents	127
Response Rate	51%

## Apprenticeship programs

### In-School Experiences

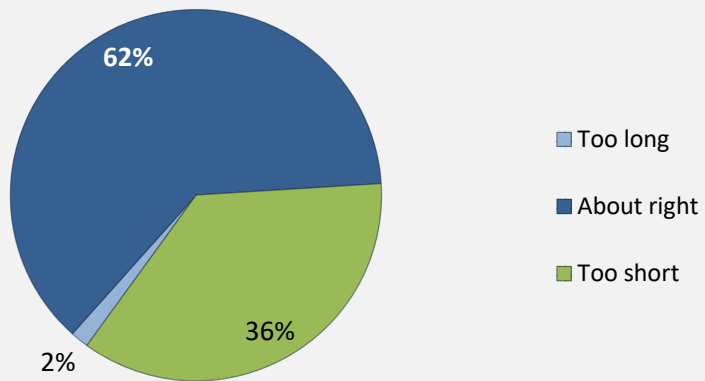
83%

obtained their  
Certificate of Qualification

83%

said the knowledge and skills  
gained in their program helped  
them prepare to write the  
Certificate of Qualification or  
Red Seal certification exams

### Was the length of in-school training adequate to cover the material?



Note: this question was not asked in 2015 or 2017

### Workplace Experiences

90%

said they were satisfied with their  
workplace training

87%

said their workplace training was  
related to their in-school training

99%

were employed as an apprentice  
during their program

### Employment After Leaving School

100%

of employed respondents found a job in their trade,  
including those who had a job to return to

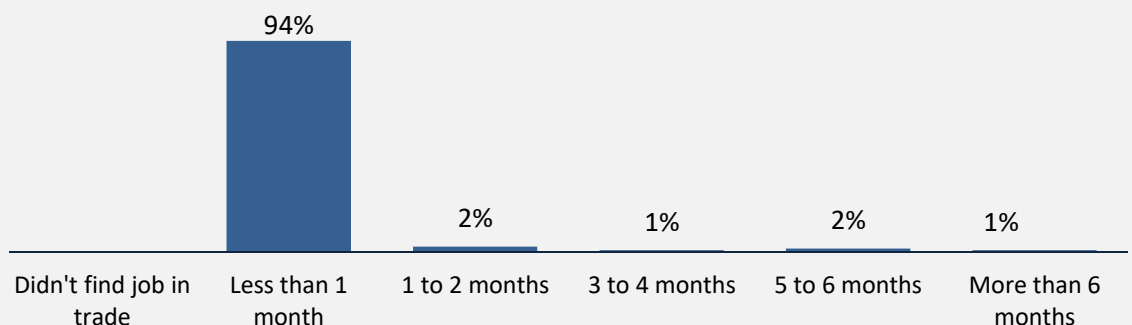
94%

had a **job in their trade**  
to return to after their  
training

72%

were still working  
for the same employer

### Time it Took to Find Job in Their Trade (including those who had a job to return to)



# Summary of Survey Results: 2019

Trades Training Type:

Trades foundation, Trades-related vocational programs

**Applied filters:**

Year: 2019; Institution: College of New Caledonia; Private/Public Flag: Public post-secondary institution;

<b>Cohort</b>	<b>235</b>
<b>Respondents</b>	<b>120</b>
<b>Response Rate</b>	<b>51%</b>

## Trades foundation & Trades-related vocational programs

In 2017, in addition to flagging trades foundation programs, institutions were asked to flag trades-related vocational programs. The trades-related vocational programs were not identified before 2017 and may have been flagged as either trades foundation or non-trades programs.

### Employment After Leaving School

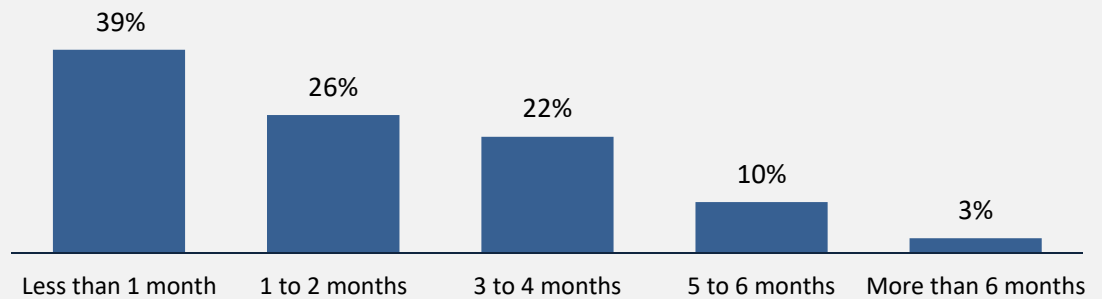
**20%**

had the same job while they were attending school

**79%**

said their education was useful in getting their job

**Time spent looking for employment**



Excludes employed respondents who said they had the same job while attending their program

n= 74

### Other Education

Respondents were asked about the education they took before and after their program. From 2015 to 2017, these questions were asked of both Trades foundation and Trades-related vocational respondents. As of 2018, only Trades-related vocational respondents were asked these questions.

**13%**

took further studies after completing their program  
n = 2

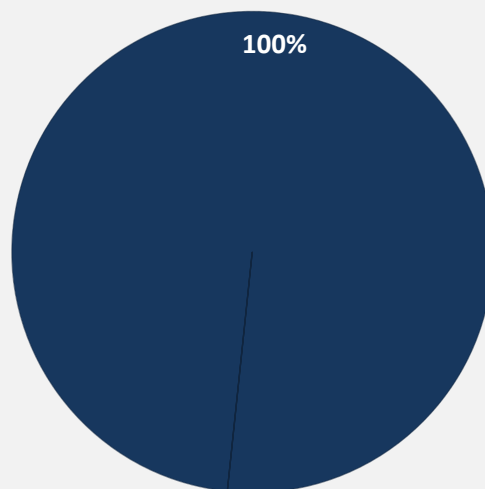
**50%**

of those who had taken further studies said their program helped prepare them

**6%**

of respondents were currently studying

**Further studies related to program**



Very related      Somewhat related  
Not very related      Not at all related

**Of those who took further studies at a different institution:**

—  
expected transfer credit  
n = 0

**Of those who expected transfer credit:**

—  
received transfer credit

—  
were very satisfied or satisfied with their transfer experience

# Summary of Survey Results: 2019

Trades Training Type:

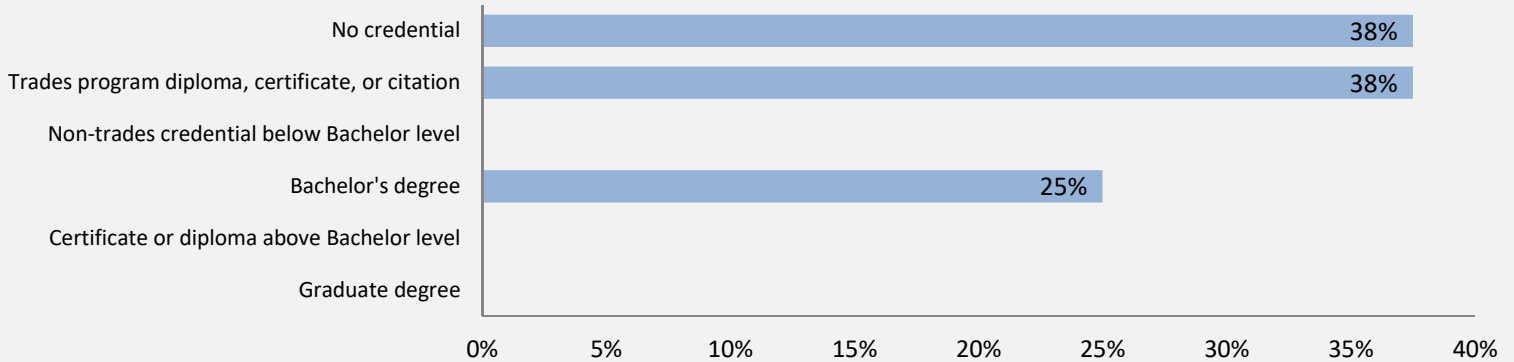
Trades foundation, Trades-related vocational programs

**Applied filters:**

Year: 2019; Institution: College of New Caledonia; Private/Public Flag: Public post-secondary institution;

<b>Cohort</b>	<b>235</b>
<b>Respondents</b>	<b>120</b>
<b>Response Rate</b>	<b>51%</b>

**50%** had taken *previous* post-secondary education n = 8



Based on those who had taken previous post-secondary education.  
Respondents could report more than one type of post-secondary credential.

**Trades Foundation**  
The following results are for Trades foundation respondents.  
Note: the following questions were not asked in 2015. n = 104

**83%**  
of Trades foundation respondents tried to get employment as an apprentice after they left their program

**70%**  
of those who tried to get employment as an apprentice were successful

**Program prepared them for their apprenticeship training**

