

# Diploma, Associate Degree, and Certificate Outcomes Survey Results

Summary of Results: 2019

For Internal Use Only

**Survey Stats:** All

Inst: **CNC** | Survey Year: **2019**

CPC Name	All
Year	2019

<b>Cohort Size</b>	<b>743</b>
<b>Respondent Count</b>	<b>446</b>
<b>Response Rate</b>	<b>60%</b>

## Demographics

Gender	Median Age	Self-Identified Aboriginal	Location at Time of Survey
<p>Male 26%</p> <p>Female 74%</p>	<p><b>25</b></p> <p>Based on domestic students only</p>	<p><b>14%</b></p> <p>Based on domestic students only</p>	

## Previous Education

<p><b>58%</b></p> <p>Had previous post-secondary education</p>	<p><b>16%</b></p> <p>Had previously taken ABE courses</p>	<p><b>Previous Educational Credential</b></p> <table border="1"> <tr> <td>No Credential</td> <td>80</td> </tr> <tr> <td>Trades Credential</td> <td>24</td> </tr> <tr> <td>Below Bachelor - Non Trades</td> <td>73</td> </tr> <tr> <td>Bachelor</td> <td>66</td> </tr> <tr> <td>Other</td> <td>12</td> </tr> </table> <p>Count of Respondents</p>	No Credential	80	Trades Credential	24	Below Bachelor - Non Trades	73	Bachelor	66	Other	12	<p><b>Location at Time of Survey</b></p> <p>Current Region Name</p> <ul style="list-style-type: none"> <li>Northern B.C.</li> <li>Interior/Kootenays</li> <li>Mainland/Southwest</li> <li>Vancouver Island/Coast</li> <li>Rest of Canada</li> <li>Unknown B.C.</li> </ul>
No Credential	80												
Trades Credential	24												
Below Bachelor - Non Trades	73												
Bachelor	66												
Other	12												

## Further Education

<p><b>37%</b></p> <p>currently studying</p>	<p><b>41%</b></p> <p>took further studies after graduation</p>	<p><b>15%</b></p> <p>Had to study part-time for financial reasons</p>	<p><b>56%</b></p> <p>Borrowed or received student loans to support education</p>	<p><b>16%</b></p> <p>had to interrupt studies for financial reasons</p>
---	--	---	--	---

<p><b>Further Studies Related to Program</b></p> <ul style="list-style-type: none"> <li>Not At All Related</li> <li>Not Very Related</li> <li>Somewhat Related</li> <li>Very Related</li> </ul>	<p>The DACSO Survey is conducted annually from January to June, with funding from the Ministry of Advanced Education, Skills &amp; Training and B.C.'s public post-secondary institutions. The eligible cohort for the DACSO Survey consists of former students from public post-secondary institutions who have completed or nearly completed their diploma, associate degree, or certificate programs 9 to 20 months before the survey.</p> <p>Source: BC Student Outcomes, Diploma, Associate Degree, and Certificate Student Outcomes Survey, prepared by BC Stats.</p>
---	---

# Diploma, Associate Degree, and Certificate Outcomes Survey Results

## Summary of Results: 2019

**For Internal Use Only**

### Survey Stats: All

Inst: **CNC** | Survey Year: **2019**

Program Name  
All

**Cohort Size**      **743**  
**# Employed**        **446**  
**Response Rate**    **60%**

Year  
2019

### Current Employment

**77%**

Currently  
Employed

**71%**

Employed in  
Permanent Job

**84%**

Found education  
useful in obtaining  
job

**75%**

in training-related  
job

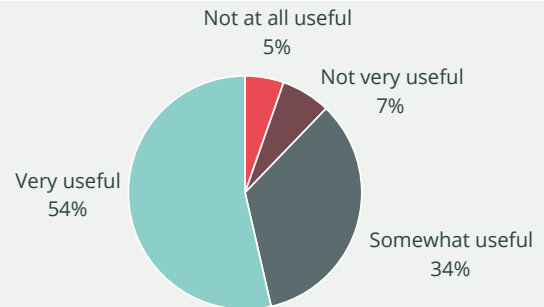
**\$22**

Average hourly wage

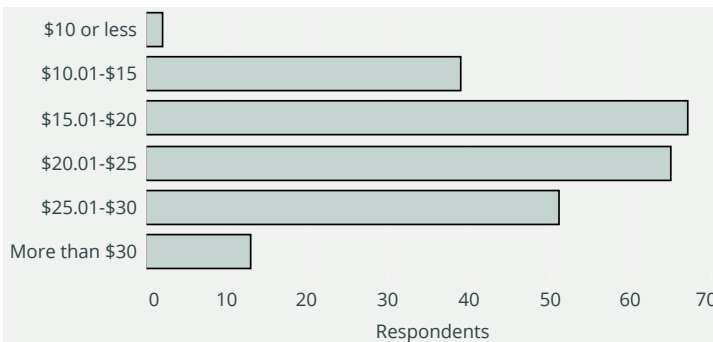
**34**

Average Hours  
worked per Week

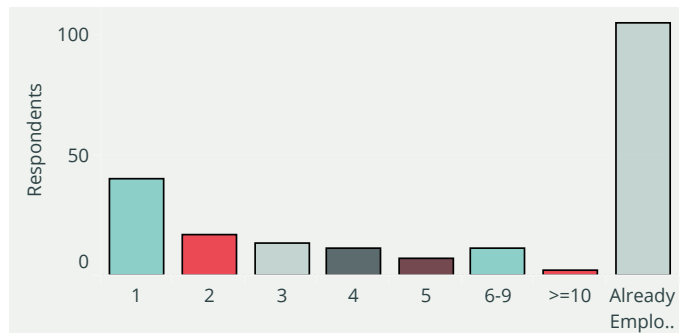
### Skills & Knowledge Gained Useful in Performing Job



### Main Job Hourly Wage Groups\*



### Months Spent Actively Looking for Main Job\*



### Top Occupations *Of those employed*

NOC 3 Digit Name	# Employed	% of Total Respondent Count along Table (Down)
Paraprofessional occupations in legal, social, community and education services	37	17%
Assisting occupations in support of health services	36	17%
Service supervisors	22	10%
Home care providers and educational support occupations	20	9%
Unclassified occupations	20	9%
Other technical occupations in health care	18	8%
Medical technologists and technicians (except dental health)	17	8%
Retail sales supervisors	15	7%
General office workers	12	6%
Office administrative assistants - general, legal and medical	11	5%
Retail salespersons	10	5%

The DACSO Survey is conducted annually from January to June, with funding from the Ministry of Advanced Education, Skills & Training and B.C.'s public post-secondary institutions. The eligible cohort for the DACSO Survey consists of former students from public post-secondary institutions who have completed or nearly completed their diploma, associate degree, or certificate programs 9 to 20 months before the survey.

\*Counts less than 5 have been hidden..

# Diploma, Associate Degree, and Certificate Outcomes Survey Results

Summary of Results: 2019

**For Internal Use Only**

## Survey Stats: All

Inst: **CNC** | Survey Year: **2019**

Program Name	All
--------------	-----

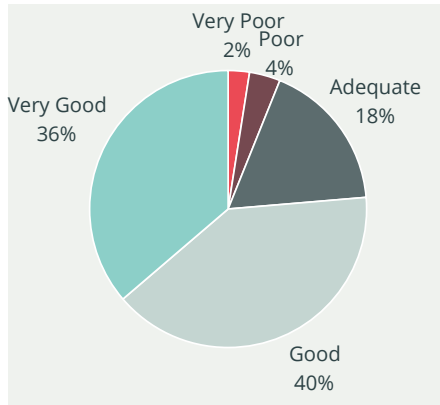
<b>Cohort Size</b>	<b>743</b>
<b>Respondent Count</b>	<b>446</b>
<b>Response Rate</b>	<b>60%</b>

Year	2019
------	------

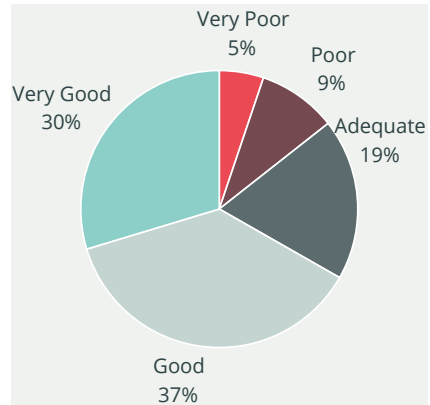
### Satisfaction with Education



### Quality of Instruction



### Organization of Program



### Program Evaluation

**95%**  
Rated the amount of **practical experience** as Adequate, Good or Very Good

**95%**  
Rated the **coverage of standards** being used in their field as Adequate, Good or Very Good

**95%**  
Rated the **coverage of topics** being used in their field as Adequate, Good or Very Good

The DACSO Survey is conducted annually from January to June, with funding from the Ministry of Advanced Education, Skills & Training and B.C.'s public post-secondary institutions. The eligible cohort for the DACSO Survey consists of former students from public post-secondary institutions who have completed or nearly completed their diploma, associate degree, or certificate programs 9 to 20 months before the survey.

Source: BC Student Outcomes, Diploma, Associate Degree, and Certificate Student Outcomes Survey, prepared by BC Stats.

### Helpfulness of Program in Developing Skills *Targets based on Very Helpful and Somewhat Helpful responses*

