



Applying for PGWP

Rebecca Clark-Gray, RISIA

College
of New
Caledonia

CNC

Table of Contents

- PGWP Eligibility 2 - 8
- Application timeline 9
- How to create a GCKey account 10
- Starting your application 11
- Your required documents12 - 17
- Spousal Open Work Permits 18,19
- Connect with an RCIC 20
- Useful links 21

Google

- pgwp application|
- pgwp application
- pgwp application **requirements**
- pgwp application **fee**
- pgwp application **form**
- pgwp application **processing time**
- pgwp application **with spouse**
- pgwp application **document checklist**
- pgwp application **login**
- pgwp application **status**
- pgwp application **new rules**

Report inappropriate predictions

We Help You With Citizenship Applications, Visitor Visas & More.

Licensing Information

Our Classes Of Licence Include Class L1-RCIC And More.



Contact Us

Fill Out the Form With the Required Details To Leave a Message.



Careers

Our Available Positions Include a Research Associate And More.



PGWP Quick Facts

<https://www.canada.ca/en/immigration-refugees-citizenship/services/study-canada/work/after-graduation/about.html>

- You can only get one PGWP in your lifetime
- You must submit your application for the PGWP within 180 days of when your final marks are issued
- You need a valid study permit. If your SP will expire prior to receiving your final grades, you must apply for a short Study Permit (SP) extension
- A PGWP is not usually issued for longer than the duration of your passport. If your passport is about to expire, you may wish to renew your passport before applying for a PGWP.
- If your program is less than 2 years, you may be eligible for a PGWP that is the same length as your program. If it is more than 2 years, you may get a PGWP of up to 3 years
- You may also stack two certificate programs of 8 months or longer to get a PGWP of the combined length of both programs

[Home](#) > [Online Services](#)

[Start Again](#) [Print](#) [Report a Technical Issue](#) [Help](#)

Find out if you're eligible to apply

What would you like to do in Canada? **(required)** [?](#)

Work

How long are you planning to stay in Canada? **(required)**

Temporarily - more than 6 months

Select the code that matches the one on your passport. **(required)** [?](#)

EGY (Egypt)

What is your current country or territory of residence? If you are presently in Canada, you should select Canada. **(required)** [?](#)

Canada

Do you have a **family member** who is a Canadian **citizen** or **permanent resident** and is 18 years or older? **(required)**

No

What is your date of birth? **(required)** [?](#)

1996 August 01

[Save and Exit Questionnaire](#)

[Next](#)

Who is Not PGWP Eligible?



▼ Exceptions to the eligibility requirements

You **aren't** eligible for a PGWP if you

- already received a PGWP
- studied English or French as a second language
- took general interest or self-improvement courses
- received funding or a scholarship from GAC that requires you to return to your home country after graduation
- completed over 50% of your study program through distance learning (online courses, e-learning or correspondence)
 - Note: You may still be eligible for a PGWP if you could only study online from outside Canada because of COVID-19.
- completed a study program at a non-Canadian institution located in Canada
- completed a course or program of study at a DLI that is not PGWP-eligible
 - This includes programs delivered on behalf of a [PGWP-eligible DLI](#) through a [curriculum licensing agreement](#) (also known as **public-private partnerships**, or P3s). Check the exceptions below.

Who is PGWP Eligible?

General eligibility

You meet the general eligibility requirement to apply for a PGWP if

- you completed a study program at [a designated learning institution](#)
- you maintained **full-time** status as a student in Canada during each semester of your study program
 - There are some exceptions to this requirement, including
 - studying part-time during your final semester
 - taking an approved [leave from your studies](#)
 - having to stop studying or changing to part-time studies between March 2020 and the fall semester in 2020 for reasons related to COVID-19
- you apply for your PGWP within **180 days** after you graduate
- your study permit was valid at some point during the 180 days after you graduated
- **none** of the [exceptions to the PGWP eligibility requirements](#) apply to you



November 1st, 2024 Update: Field of Study

<https://www.canada.ca/en/immigration-refugees-citizenship/services/study-canada/work/after-graduation/eligibility.html>

The Government of Canada has introduced a new “field of study” requirement for some PGWP applicants.

* If you applied for your study permit before November 1, 2024, the new field of study requirement does not apply to you. Students who submitted their application for study permit before November 1, 2024 can still apply for PGWP if your program was PGWP eligible under the old rules.

Field of study requirement:

If you submitted your **study permit** application before November 1, 2024, there are no field of study requirements.

If you submitted your **study permit** application on or after November 1, 2024, you must have graduated in an eligible field of study.

November 1st, 2024 Update: Language Proficiency

<https://www.canada.ca/en/immigration-refugees-citizenship/services/study-canada/work/after-graduation/eligibility.html>

Starting November 1, 2024, everyone applying for PGWP must submit proof of language proficiency for either English or French.

- This includes PGWP applicants from IELTS-exempt countries
- Test results must be no more than 2 years old

▼ If you graduated from a college program or other non-university program

Language requirement:

You must [prove your English or French language skills](#) with a minimum level of Canadian Language Benchmarks (CLB) 5 in English or Niveaux de compétence linguistique canadiens (NCLC) 5 in French in all 4 language areas.

[Find out what your language level is based on your language test results.](#)

Proof of language results

You must demonstrate your skill in each of the following abilities:

- reading
- writing
- listening
- speaking

Your test results must be **less than 2 years old** when you submit your application. We accept language test results from these tests:

English	French
CELPIP: Canadian English Language Proficiency Index Program <ul style="list-style-type: none">• You should take the CELPIP-General test.	TEF Canada: Test d'évaluation de français
IELTS: International English Language Testing System <ul style="list-style-type: none">• You should take the IELTS General Training option.	TCF Canada: Test de connaissance du français
PTE Core: Pearson Test of English <ul style="list-style-type: none">• You should take the PTE Core option	

The application: Online or On Paper?

- Applications for PGWP are always done online, unless:
 - You have a disability which prevents you from applying online
 - There is a problem with the online application, or
 - You are applying for a PGWP extension

Then, you must submit a paper application.

<https://www.canada.ca/en/immigration-refugees-citizenship/services/study-canada/work/after-graduation/apply.html>

The PGWP Application Guides and Resources

- Guide 5580 “Applying for a work permit – Student Guide – Online application” <https://www.canada.ca/en/immigration-refugees-citizenship/services/application/application-forms-guides/guide-5580-applying-work-permit-student-guide.html>
- Apply for your work permit on paper: Inside Canada <https://www.canada.ca/en/immigration-refugees-citizenship/services/work-canada/permit/temporary/apply-paper.html>

Application Timeline

- **You may continue working part-time after your final exams until you receive your final grades**
- **Once you receive your final grades, you must stop working**
<https://ircc.canada.ca/english/helpcentre/answer.asp?qnum=1472&top=15>
- **You may begin working full-time after you submit your application for PGWP** if your study permit was still valid on the day you submitted your PGWP application (“Maintained Status”) <https://www.canada.ca/en/immigration-refugees-citizenship/corporate/publications-manuals/operational-bulletins-manuals/temporary-residents/visitors/implicit-status-extending-stay.html>
- **Once your application for PGWP is submitted and in processing, it’s OK if your study permit expires.** You are still on maintained status.
- **Average processing time is currently: 112 days** <https://www.canada.ca/en/immigration-refugees-citizenship/services/application/check-processing-times.html>
- **DO NOT flagpole** (border run) <https://www.canada.ca/en/immigration-refugees-citizenship/news/2024/06/canada-improves-fairness-for-applicants-by-ending-post-graduation-work-permit-flagpoling.html>
- **You can travel outside of Canada if your TRV is still valid** <https://ircc.canada.ca/english/helpcentre/answer.asp?qnum=1309>
- **If your spouse/partner has an open work permit** and you are the principal applicant, you can apply to extend their permit after your PGWP is processed, and you have a full time job <https://www.canada.ca/en/immigration-refugees-citizenship/services/immigrate-canada/family-sponsorship/spouse-partner-children/spouse-common-law-partner-canada-open-work-permit.html>

Creating a GCKey Account

<https://www.canada.ca/en/immigration-refugees-citizenship/services/application/account.html>

- Sign into your old account or create a new one
- Create a new one with either username and password, or your interac banking information
- It takes about 20 minutes to create a new account
- Multifactor authentication or other secondary authentication required
- Lots of recovery questions
- Save the recovery codes in a secure place
- DO NOT share your account information

Sign in **IRCC** secure account

We have different accounts for some applications.

You may need a different account to apply, depending on the application you submit.

Check if this is the right account for you

▶ **Apply** for these applications

▶ **Check the status** of these applications

▶ **Upload requested documents** for these applications


▶ Study permit applicants


▶ Delays with the status of your medical exam results

▶ Student Direct Stream applicants

▶ Francophone Minority Communities Student Pilot applicants

Sign in


 GCKey username and password

 Canadian Interac® Sign-In Partner

▶ Not sure how to sign in?

or

Create an account

 Register for an account

1. Click “Apply to come to Canada”
2. Click “visitor visa, study and/or work permit”
3. Find out if you’re eligible to apply
4. Your results:
 1. Continue with TRV
 2. Continue with PGWP
5. Create your personal checklist
6. Review your answers (you can go back and change your answers later)
7. Review the instructions on how to submit your application
8. Review your required documents

Continue an application you haven't submitted

Continue working on an application or profile you haven't submitted or delete it from your account.

Search: Showing 0 to 0 of 0 entries | Show **5** entries

Application type ↑↓	Date Created ↓	Days left to submit ↑↓	Date last saved ↑↓	Action
No data available in table				

Start an application



[Apply to come to Canada](#)

Includes applications for visitor visas, work and study permits, Express Entry and International Experience Canada. You will need your personal reference code if you have one.

If you're applying for a study permit, we encourage you to [apply using the IRCC Portal](#).

Note: You **must** apply through this portal (IRCC secure account) if you're applying with a family member who needs a work permit.

[Refugees: Apply for temporary health care benefits](#)

Use this application if you are a protected person or refugee claimant who wants to apply for the Interim Federal Health Program.

[Citizenship: Apply for a search or proof of citizenship](#)

Use this application to apply for proof of citizenship (citizenship certificate) or to search citizenship records.

Start Your Application

Documents Checklist (IMM 5583)

Once you have completed the questions for the online application, you will be given the following document checklist

- IMM5710
- Official transcript
- Completion of studies letter (“Graduation Letter”)
- Passport
- Digital photo
- Client information (upload Letter of Explanation)
- Fees: \$255 total (\$155 PGWP fee + \$100 “Open Work Permit Holder” fee)

Your documents

This is the list of documents you need to submit in order to apply. You cannot proceed until each file has been uploaded. Select the question mark button to learn more about each document.

[Are you having difficulty downloading a form?](#)

Versions of application forms for study permits dated November 2023 (11-2023), applications forms to change conditions, extend your stay or remain in Canada as a student dated January 2024 (01-2024), work permits dated November 2013 (11-2013), or later, and applications for temporary resident visas dated March 2014 (03-2014), or later, can only be uploaded to the IRCC Portal.

Note: You are responsible for ensuring that the documents you submit are correct. Carefully review the documents you have attached to this application. A decision concerning your application will be made based upon the information you submit. You will not be able to make changes to your application once it has been submitted. Please ensure that you scan and attach all relevant documents to your online submission. Any documents received by mail related to this application will not be considered.

Application Form(s)

Application Form(s)			
Details	Document name	Instructions	Options
Not provided	Application to Change Conditions, Extend my Stay or Remain in Canada as a Worker (IMM5710) (required) (Opens a new window)	?	Upload file

Supporting documents

Supporting documents			
Details	Document name	Instructions	Options
Not provided	Recent Education Transcript (required)	?	Upload file
Not provided	Completion of Studies Letter (required)	?	Upload file
Not provided	Passport (required)	?	Upload file
Not provided	Digital photo (required)	?	Upload file

Optional documents

Optional documents			
Details	Document name	Instructions	Options
Not provided	Schedule 1 - Application for a Temporary Resident Visa Made Outside Canada (IMM 5257)	?	Upload file
Not provided	Client Information	?	Upload file

Fees

Fees			
Application	Quantity	Price (CAD) per unit	Total (CAD)
Work Permit	1	\$155	\$155
Open Work Permit Holder Fee	1	\$100	\$100

The fee shown is an estimate based on the fees in effect on the day that this Personal Reference Code is issued. The actual fees to be paid will be calculated on the date of submission.

Total price (CAD) \$255

[Can I save my application and return to complete it later?](#)

[How do I upload my documents?](#)

[My documents are too large to upload. How do I reduce the file size?](#)


[Exit questionnaire](#)

Important: This information is for reference only and no immigration decision will be made based on your answers. If you choose to apply, your application will be considered by an immigration officer in accordance with the Immigration and Refugee Protection Act, without regard to any outcome you attain through this questionnaire. [Read the full notice.](#)

Date modified: 2024-10-09

IMM-5710 Quick Facts

- The IMM-5710 is a 5-page form asking for details of your personal, contact, academic, work, travel, and other information
- Will be provided to you in your documents checklist
- It is essential that all information provided is accurate and up to date
 - Read each question carefully (including the fine print!)
 - Not all questions apply to you. Some questions may be left blank
 - Starred (*) questions are required
 - Take time to check for errors
- “National Identity Document“ can be left blank if you are already including your passport information
- “Coming to Canada” [3] – Indicate if you left and returned to Canada since your first arrival to Canada
- “Education” – Include all completed education
- “Employment” – Include all employment from the last 10 years
 - If you need more space for Education or Employment history, you may add this info to a separate document under “Client information”
- “Background information” [2][c] – Answer “Yes” and give brief details



Government of Canada / Gouvernement du Canada

PROTECTED WHEN COMPLETED - B
PAGE OF

APPLICATION TO CHANGE CONDITIONS, EXTEND MY STAY OR REMAIN IN CANADA AS A WORKER

If you need more space for any section, print out an additional page containing the appropriate section, complete and submit it with your application.

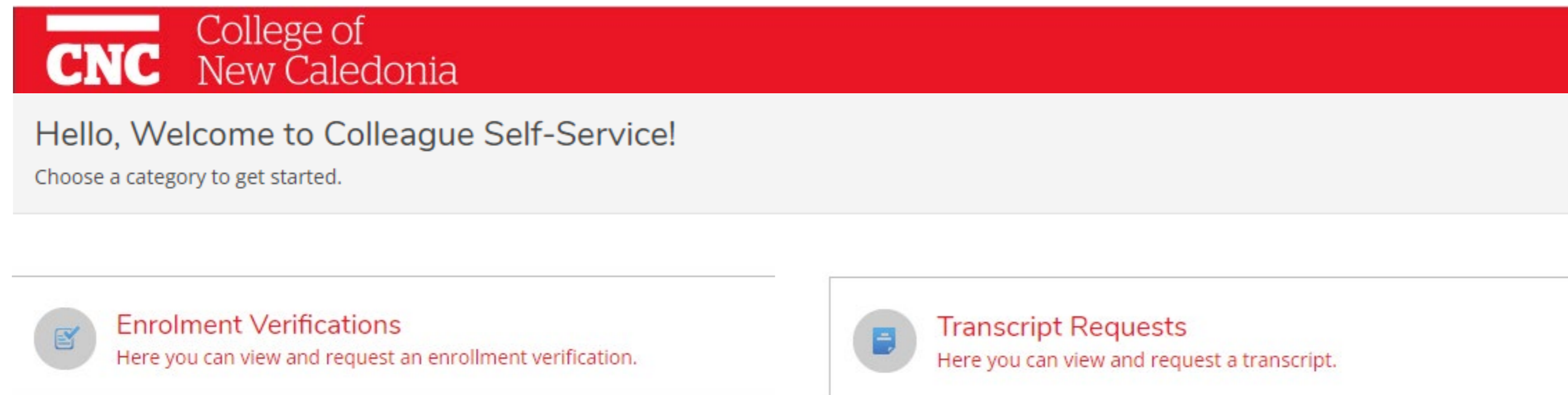
Validate
Clear Form

JavaScript has been disabled, the form requires JavaScript to validate properly.
Please enable JavaScript through Preferences under the Edit menu and reopen the form.

1 UCI	2 * I want service in	OFFICE USE ONLY Validated
3 I am applying for one or more of the following:		
<input type="checkbox"/> * Apply for a work permit with the same employer <input type="checkbox"/> * Apply for a work permit for the first time or with a new employer <input type="checkbox"/> * Restore my status as a worker <input type="checkbox"/> * Get a new temporary resident permit (for inadmissible applicants only)		
PERSONAL DETAILS		
1 Full name		
* Family name (as shown on your passport or travel document)		Given name(s) (as shown on your passport or travel document)
2 a) Have you ever used any other name (e.g. Nickname, maiden name, alias, etc.)? <input type="radio"/> * No <input type="radio"/> * Yes		
b) If you answered "yes" to question 2a), please provide the name (e.g. Nickname, maiden name, alias, etc.)		
Family name		Given name(s)
3 Sex	4 Date of birth	5 Place of birth
	* YYYY * MM * DD	* City/Town * Country or Territory
6 * Citizenship		
7 Current country or territory of residence:		
Country or Territory	Status	Other
* Canada		
		From To
		YYYY-MM-DD YYYY-MM-DD
8 a) Previous countries or territories of residence: During the past five years have you lived in any country or territory other than your country of citizenship or your current country or territory of residence (indicated above) for more than six months? <input type="radio"/> * No <input type="radio"/> * Yes		
b) If you answered "yes" to question 8a), please provide details		
Country or Territory	Status	Other
		From To


Applying for Graduation and for your PGWP Documents


- Applying for Graduation: It is recommended that students apply for graduation and for their documents about 6 weeks before the end of the semester. Apply for graduation: <https://cnc.bc.ca/admissions/graduation>
- Apply for PGWP documents (Enrolment Verification, AKA “Graduation Letter”, and official transcript): <https://cnc.bc.ca/current-students/student-support/student-advice/2022/02/14/apply-for-your-post-graduate-work-permit>



CNC College of
New Caledonia

Hello, Welcome to Colleague Self-Service!
Choose a category to get started.

 **Enrolment Verifications**
Here you can view and request an enrollment verification.

 **Transcript Requests**
Here you can view and request a transcript.

Important: Enrollment Letter and Transcript

- Make sure to write “For Post-Graduation Work Permit” in the comments box before submitting your request for an enrollment letter

Enrollment Verification Requests

Enrollment Verification Requests [Add New Request](#)

i No enrollment verification requests on file

Comments

For Post-Graduate Work Permit

[Cancel](#) [Proceed to Payment](#)

- Make sure to click “Special Handling” > “hold till notation added” when you submit your request for official transcripts

Special Handling

Please Select

Comments

Letter of Explanation Quick Overview

Your letter of explanation is your chance to explain anything about your application that the immigration officer may find confusing or concerning about your eligibility for PGWP.

For example:

- The purpose of your application
- Working during regularly scheduled breaks
- If you transferred to CNC from another school or if you took courses outside of your DLI (eg: TRU, UNBC)
- If you switched programs
- If you had academic difficulties eg:: (failed many courses, if you were on academic probation or required to withdraw (RTW) status)
- If you ever exceeded the number of hours you are allowed to work
- Taking an authorized leave due to medical reasons or family emergency
- Taking an unauthorized leave, deferral, or part time semester
- Inclusion of additional documents eg: employment or educational history from IMM-5710
- If you have any documents pending
- If you are including supporting documents for any of the above

It is recommended that everyone applying for PGWP includes a letter of explanation.

Upload your Letter of Explanation and any supporting documents under “Client Information”

Letter of Explanation: Example Template

- Your writing should be clear, direct, and concise
- Your letter should be organized and should be free of spelling, grammar, or content errors
- Write formally, but do not include overly complex vocabulary when simple, straight-forward vocabulary would suffice
- Your writing should not exceed 1 page (or 500 words)

See the following example of how to format a letter of explanation.....

[Date]

Letter of Explanation [Your full name as written on passport, UCI: XX-XXXX-XXXX]

Dear Officer,

I am applying for a Post-Graduation Work Permit and I would like to provide the following additional information to support my application.

[Subheading]

[Explanation]

[Subheading]

[Explanation]

I have included the following documents for support:

1. Supporting document 1
2. Supporting document 2

Sincerely,

[Full name]

[Phone number]

[Email address]

[Mailing address]

Work Permit for Spouses (SOWP)

<https://www.canada.ca/en/immigration-refugees-citizenship/services/work-canada/permit/temporary/open-work-permit-spouses-dependent-children/apply.html>

If you are a PGWP holder or if you are applying for a PGWP, your spouse may be eligible to apply for a Spousal Open Work Permit (SOWP).

Get your document checklist

You must answer some questions to create a personalized document checklist.

- ▶ If your family member is applying online with you (the principal applicant)
- ▶ If your family member is applying online separately from you (the principal applicant)

Document to prove that you meet the requirements

You must submit documents to prove you're eligible for this work permit. Officers may ask for more documents, if needed.

Family members of high-skilled workers

- ▶ Proof of your relationship to the principal applicant
- ▶ Proof that the principal applicant can or will be legally authorized to work in Canada
- ▶ Proof that the principal applicant can work in Canada for at least 6 months after we receive the family member's work permit application
- ▶ Proof that the principal applicant is or will be working in an occupation in TEER category 0, 1, 2 or 3 of the National Occupation Classification system

Family members of low-skilled workers

- ▶ Proof of relationship to the principal applicant
- ▶ Proof that the principal applicant can or will be legally authorized to work in Canada
- ▶ Proof that the principal applicant can work in Canada for at least 6 months after we receive the family member's application
- ▶ Proof that the principal applicant is working in an occupation in TEER 4 or 5 of the National Occupation Classification system

Find out if you're eligible to apply

Do you plan to work on any of the following work permit exempt categories?

- Athletes and coaches
- Aviation accident or incident investigators
- Business visitors
- Civil aviation inspectors
- Clergy
- Convention organizers
- Crew members
- Emergency service providers
- Examiners and evaluators
- Expert witnesses or investigators
- Family members of foreign representatives
- Foreign government officers
- Foreign representatives
- Health-care students
- High-skilled workers for 30 days or less or researchers for 120 days or less under [\(Global Skills Strategy\)](#)
- Judges, referees and similar officials
- Military personnel
- News reporters, film and media crews
- Performing artists
- Public speakers

(required)

No

Will you be coming to Canada under an active public policy or special measure announced by IRCC? (required)

No

Are you a spouse, common-law partner or dependent child of a person who has or is applying for a work permit? (required)

Yes

Have you recently graduated from a participating Canadian post-secondary institution for which your study program was full-time and a minimum of eight months? (required)

No

Save and Exit Questionnaire

Next

Know Your NOC Code

<https://www.canada.ca/en/immigration-refugees-citizenship/services/immigrate-canada/express-entry/eligibility/find-national-occupation-code.html>

- TEER categories is a way for the government to classify job occupations on a scale of 0 – 5
- It is generally recommended that you aim for a job from NOC 0 – 3 category
- Your NOC code is especially important if you'd like your spouse to be eligible for SOWP, or if you plan to apply for Permanent Residence (PR) in the future

TEER categories and examples of jobs

TEER	Occupation types	Examples
TEER 0	Management occupations	Advertising, marketing and public relations managers Financial managers
TEER 1	Occupations that usually require a university degree	Financial advisors Software engineers
TEER 2	Occupations that usually require <ul style="list-style-type: none">• a college diploma• apprenticeship training of 2 or more years, or• supervisory occupations	Computer network and web technicians Medical laboratory technologists
TEER 3	Occupations that usually require <ul style="list-style-type: none">• a college diploma• apprenticeship training of less than 2 years, or• more than 6 months of on-the-job training	Bakers Dental assistants and dental laboratory assistants
TEER 4	Occupations that usually require <ul style="list-style-type: none">• a high school diploma, or• several weeks of on-the-job training	Home child care providers Retail salespersons and visual merchandisers
TEER 5	Occupations that usually need short-term work demonstration and no formal education	Landscaping and grounds maintenance labourers Delivery service drivers and door-to-door distributors

Contacting an RCIC

You may contact a licensed RCIC (Regulated Canadian Immigration Consultant) for assistance with your application, or other questions about immigration (eg: PR, marriage, inadmissibility, etc.)

You may be recommended to speak with an RCIC if your situation or application is complex

It is important that the consultant you are using is licensed.

An RCIC may charge you a consulting fee

To find licensed consultants: https://college-ic.ca/publicregister?gad_source=1&gclid=Cj0KCQiA_qG5BhDTARIsAA0UHSJcBkSrnnY6Tbpaw3HU24yrSqNoGTA5HNKLTor-vUGTRj2Z1-aWzqsaAhuIEALw_wcB

The image shows a screenshot of the CICC/CCIC website. At the top, there is a navigation bar with "Sign In" and "Français" on the left, and the CICC/CCIC logo on the right. Below the navigation bar, there is a link: "For more information on type of licence please visit <https://college-ic.ca/protecting-the-public/find-an-immigration-consultant>".

The main content area features a search form titled "Search for an RCIC". The form has six input fields arranged in two rows of three:

- Row 1: "First Name Contains", "Last Name Contains", "College ID Contains"
- Row 2: "Company Name Contains", "Country", "City"

Below the input fields is a "Find" button.

At the bottom of the page, there is a navigation menu with the following items: "About the College", "Protecting the Public", "Licensee Obligations", "Become Licensed", "What's On", and "Connect with Us".

Below the navigation menu, there is a breadcrumb trail: "/ Protecting the Public / Find an Immigration Consultant".

The main content area is dominated by a large red banner with the text "Find an Immigration Consultant" in white. Below this text, it says "Check the Public Register to verify a Canadian immigration consultant's status as a licensee of the College". At the bottom of the banner is a button that says "Find an immigration consultant". To the right of the banner is a photograph of a smiling woman with her arms crossed, wearing a light-colored blazer.

Useful links

- **Documents Checklist IMM-5583:** <https://www.canada.ca/en/immigration-refugees-citizenship/services/application/application-forms-guides/imm5583.html>
- **PGWP eligibility and new changes (November 1, 2024):** <https://www.canada.ca/en/immigration-refugees-citizenship/services/study-canada/work/after-graduation/eligibility.html>
- **PGWP How to apply:** <https://www.canada.ca/en/immigration-refugees-citizenship/services/study-canada/work/after-graduation/apply.html>
- **Guide 5583 Applying for a PGWP Online** <https://www.canada.ca/en/immigration-refugees-citizenship/services/application/application-forms-guides/guide-5580-applying-work-permit-student-guide.html>
- **Applying for a PGWP on Paper:** <https://www.canada.ca/en/immigration-refugees-citizenship/services/work-canada/permit/temporary/apply-paper.html>
- **Work Eligibility:** <https://ircc.canada.ca/english/helpcentre/answer.asp?qnum=1472&top=15>
- **Maintained status:** <https://www.canada.ca/en/immigration-refugees-citizenship/corporate/publications-manuals/operational-bulletins-manuals/temporary-residents/visitors/implied-status-extending-stay.html>
- **Check Processing Times:** <https://www.canada.ca/en/immigration-refugees-citizenship/services/application/check-processing-times.html>
- **Do NOT Flagpole:** <https://www.canada.ca/en/immigration-refugees-citizenship/news/2024/06/canada-improves-fairness-for-applicants-by-ending-post-graduation-work-permit-flagpoling.html>
- **Travelling outside of Canada and PGWP:** <https://ircc.canada.ca/english/helpcentre/answer.asp?qnum=1309>
- **Spousal Open Work Permit:** <https://www.canada.ca/en/immigration-refugees-citizenship/services/immigrate-canada/family-sponsorship/spouse-partner-children/spouse-common-law-partner-canada-open-work-permit.html>
- **Register or Log-in to GCKey:** <https://www.canada.ca/en/immigration-refugees-citizenship/services/application/account.html>
- **Apply for graduation and PGWP Documents:** <https://cnc.bc.ca/current-students/student-support/student-advice/2022/02/14/apply-for-your-post-graduate-work-permit>
- **NOC TEER Codes:** <https://www.canada.ca/en/immigration-refugees-citizenship/services/immigrate-canada/express-entry/eligibility/find-national-occupation-code.html>

